

PORTABLE POWER MIXING CONSOLE

**P PYLE[®]
PRO**

PMX1006/PMX1206/PMX1406



PMX1006



PMX1206

WWW.PYLEAUDIO.COM

FEATURES

- INPUT PAD SWITCH, PAD-20dB
- 3-band tone control ± 15 dB
- High 12 KHz, Mid 2 KHz Low 100Hz
- Monitor, Effect, Main level control
- Master controller
- Dual 5 LEDS level display
- Dual 7-Band Graphic equalizer ± 12 dB
- Digital effect
- Effect External foot switch
- Phantom power +48V supply
- Stereo output or bridge output
- Effect output
- Tape record output
- Monitor output
- Main output
- Power output
- Effect foot switch jacks
- low-z balance input
- high-z unbalance input
- AUX input
- Stereo tape input

SAFETY INSTRUCTIONS

CAUTION: TO reduce the risk of electrical shock, do not remove the cover (or back). No user serviceable parts inside; Refer servicing to qualified personnel.

WARNING: TO reduce the risk of fire or electrical shock, do not expose this appliance to rain or moisture.



This symbol, wherever it appears, alerts you to the presence of uninsulated dangerous voltage inside the enclosure - voltage that may be sufficient to constitute a risk of shock.



This symbol, wherever it appears, alerts you to important operating and maintenance instructions in the accompanying literature. Read the manual.

INPUT CHANNEL SECTION

1. HI EQ

This control gives you up to 15 dB of boost or cut at 12KHz and above, Use it to add sizzle sense of transparency, Add highs to keyboards, vocals, guitar, ect. Turn it down a little to reduce sibilance, or to hide tape hiss.

2. MID EQ

Short for "midrange", this knob provides 12 dB of boost or cut, centered at 2.5KHz, Midrange EQ is often thought of as the most dynamic, because the frequencies that define any particular sound are almost always found in this range. You can create many interesting and useful EQ changes by turning this knob down as well as up.

3. LOW EQ

This control gives you up to 15 dB boost or cut at 80Hz and below. This circuit is flat (no boost or cut) at the center position. This frequency represents the punch in bass drums, bass guitar fat synth patches, and some male vocals.

4. MONITOR LEVEL

control the amount of signal which sent MONITOR bus typical operation is between 4 and 8.

5. EFFECT CONTROL

control the amount of reverberation added to the input signal for each channel.

6. MAIN CONTROL

control the amount of signal which sent to MAIN bus. typical operation is between 4 and 8.

7. PAD SWITCH

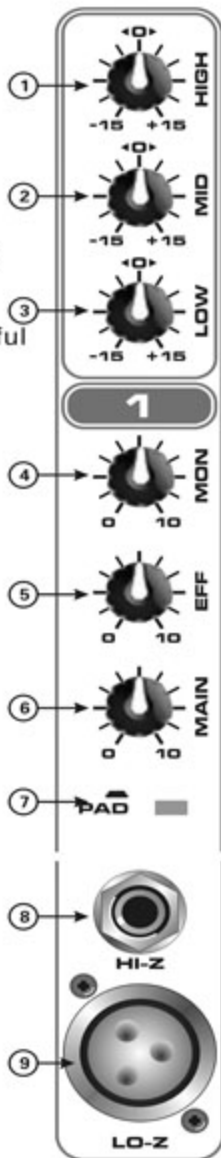
decreases input sensitivity 20dB to compensate for high-amplitude input sources

8. LINE INPUT

The unbalanced Mic input is provided for the use of an unbalance mic and is designed to accept an unbalanced high impedance input signal. (This is for connecting a Tape Deck, Turntable, Keyboard etc..)

9. BALANCED INPUT (MIC)

Electronically Balanced inputs that accepts a standard XLR male connector.



10. DIGITAL EFFECT

turn the knob to select the built-in digital effect

11. EFFECT ECHO

control the level of echo and delay that added to the master mix.

12. EFFECT SWITCH

Allow you to turn the built-in digital effect on/off. Off the built-in digital effect, when use the external effect processing device.

13. PHANTOM POWER SWITCH

+48v phantom On/Off switch

14. EFFECT OUT

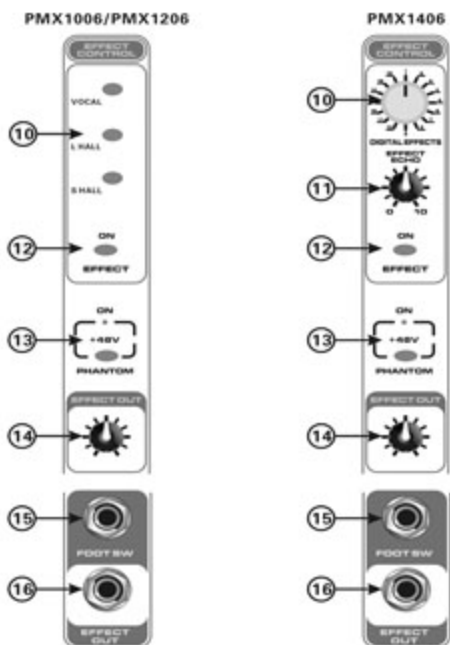
Control the level of effect out

15. FOOTSWITCH JACK

This jack provides the connection of the optional remote footswitch. Footswitch is used to enable/disable reverb effects.

16. EFFECT OUT JACK

provides the connection of the external effect processing device.



17.EFFECT RETURN

control the level of effects applied to MONITOR bus

18.MONITOR EQ

7-band EQ with level meter for MONITOR bus.

19.MONITOR LEVEL

output volume control for MONITOR bus

20.MAIN EQ

7-band EQ with level meter for MAIN bus.

21.MAIN LEVEL

output volume control for MAIN bus

22.TAPE IN

control the level of the TAPE input(26)

23.AUX1

control the level of signal from AUX input(25)

24.EFFECT RETURN

control the level of effects applied to the MAIN bus

25.AUX INPUT JACK

AUX input to the MAIN bus with level control by AUX1(23)

26.TAPE IN (L/R)

the RCA jack connect a cassette deck, CD player or other line-level source

27.REC OUTPUT

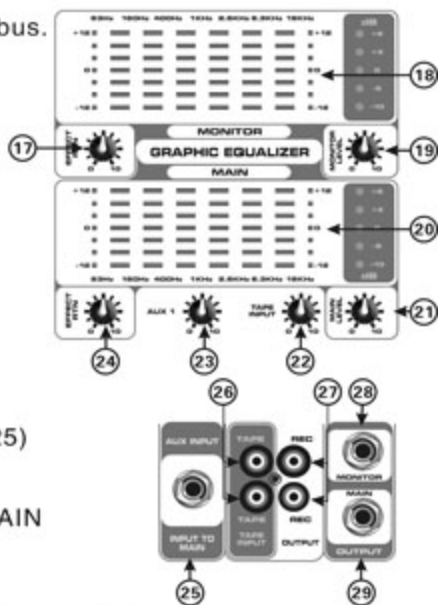
the RCA jack connect the Tape deck, MP3 player or other device for the purpose of recording, the signal is taken from pre-master section.

28.MONITOR OUTPUT JACK

line-level output of MONITOR bus, connect the external amplifier.

29.MAIN OUTPUT JACK

line-level output of MAIN bus, connect the external amplifier.

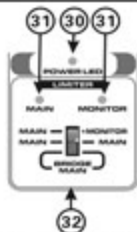


30. POWER LED

illuminate when power On.

31. LIMITER INDICATOR

Red led illuminates when unit approaches peak limit

**32. AMPLIFIER FUNCTION SWITCH.**

Bridge (main) model: send the main mix to MAIN bus via Bridge output (2) on the rear panel.

Main / Main model: send the main mix to MAIN bus via main output (1) and monitor output (3) on the rear panel.

Main / Monitor model: send the main mix to MAIN bus via main output (1) and send monitor mix to MONITOR bus via monitor output (3) on the rear panel.

**REAR PANEL****1. MAIN OUTPUT**

Connect either one speaker rated—4ohm impedance or two rated—8ohm speakers per output jack. Do not operate below rated impedance.

2. BRIDGE OUTPUT

Connect one speaker rated—8ohm impedance. Do not operate below rated impedance.

3. MONITOR OUTPUT

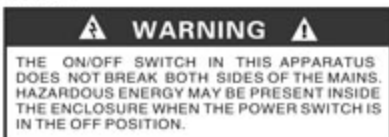
Connect one speaker rated—4ohm impedance. Do not operate below rated impedance. Also, this serves as one of the main speaker output when in Main/Main model

4. POWER CONNECTOR

link the Ac power cord.

5. POWER SWITCH

switch the unit ON or OFF



SPECIFICATIONS

AUX SEND OUTPUT:	-10 dBv nominal, 1 k ohms
Tape REC Output:	-10 dBv nominal, 1k ohms
Input impedance:	Low Z Mic:1k ohms High-Z Line:10 k ohms
Input Channel Equalization:	Bass Control:100 Hz Mid Control:2,500 Hz (or 2.5 khz) Treble Control:8,000 Hz(or 8kHz)
Master Graphic Equalization:	63 Hz :+/-12db 160 Hz: +/-12dB 400 Hz: +/-12dB 2.5 kHz: +/- 12DB 16 kHz: +/- 12DB
Protection Circuit:	Power on mute delay time:2 seconds

MODEL	PMX1006	PMX1206	PMX1406
CHANNEL	10 CHANNEL	12 CHANNEL	14 CHANNEL
POWER	800W	1000W	1200W
SIZE	21.65"x12.20"x11.61"	23.82"x12.20"x11.61"	25.98"x12.20"x11.61"
WEIGHT	36.93LBS	40.23LBS	43.54LBS

Product design and specifications are subject to change without previous notice.